



BROCHURE

CONSTRUCTION & QUARRY SOLUTIONS

English Edition



MTG

No limits innovation

TABLE OF CONTENTS

About MTG	4
Specialists in G.E.T.	6
Our Strengths, Your Benefits	8
Construction & Quarry Solutions	10
Product Range	18
MTG SYSTEMS	18
STARMET	18
PROMET	20
COMET	22
RIPMET	24
MTG PLUS	26
Side Pin Hammerless / Side Pin	26
Bolt-on Loader Shrouds	26
Complementary Shrouds	27
DRP Ripper Teeth	27
Testimonials	28

(* Disclaimer

[1] The brands identified in this document do not belong to METALOGENIA S.A. and this organization refers to them only to identify the destination of its products, without there being any relationship between METALOGENIA S.A. and the legitimate owners of any such brands. The review and product performance information included in this document were provided by the client and in no way represent or imply warranty of any kind. The performance of MTG products will vary depending on many conditions that in no case can be neither controlled nor certified by METALOGENIA S.A. (machine type and use, installation and assembly procedures, materials and conditions of wear, product misuse).

[2] METALOGENIA S.A. is the sole holder of the brands that identify its products. Similarly, METALOGENIA, S.A. holds all the industrial property rights that may be derived from its products, such as designs, utility models or patents. The unauthorized use thereof may constitute a violation of METALOGENIA S.A.'s industrial property rights. The brands identified with an asterisk do not belong to METALOGENIA S.A. and this organization refers to them only to identify the destination of its products, without there being any relationship between METALOGENIA S.A. and the legitimate owners of any such brands.



MTG IN NUMBERS

With more than 65 years' experience, we are specialists in the design and manufacture of high quality ground engaging tools for earth-moving machinery. Our distribution network of more than 400 distributors, based on long-term relationships, lets us operate in more than 60 countries all over the world.

65+
YEARS

experience in the design and manufacture of high quality ground engaging solutions for earth-moving machinery.

400+
DISTRIBUTORS

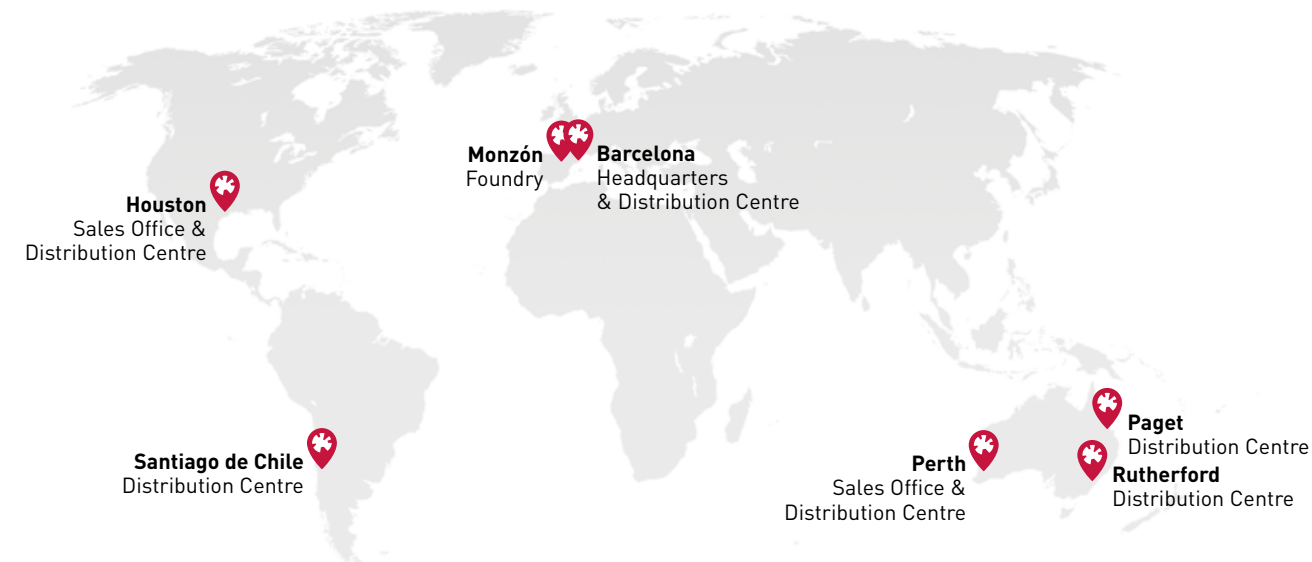
comprise our distribution network worldwide, based on long-term relationships.

60+
COUNTRIES

are operated by our distributors, letting us be the global company we want, providing local service to our end users.

MTG IN THE WORLD

An international projection, with a regional commitment.




SOLUTIONS WE PROVIDE

MTG gained a solid reputation in the Construction, Mining and Dredging industries by constantly challenging market standards and answering customer demands. Our deep knowledge in wear solutions has positioned us as a G.E.T. specialist, for our MTG branded products and for leading OEMs, providing custom-built solutions to satisfy their needs.



MINING SOLUTIONS



CONSTRUCTION & QUARRY SOLUTIONS

Our innovative G.E.T. solutions for earth-moving machinery are designed to deliver excellent performance in the most demanding construction and quarrying applications.



DREDGING SOLUTIONS



EXCAVATOR >15T



LOADER



DOZER



EXCAVATOR <15T




MINI LOADER



BACKHOE LOADER

SPECIALISTS IN G.E.T.

Each application and site conditions require specific G.E.T. solutions to ensure safety, reliability, durability and the utmost performance in operating efficiency. To that end, both Product Engineering and Product Manufacturing are a key factor.



Product Engineering

Our premium positioning is the result of decades of experience and deep engineering investigations. All products created by MTG have been ideated and developed with a customer-centric mindset and through a very strict process leveraging its engineering expertise with state-of-the-art tools.




Product Manufacturing

Our own production plant, inaugurated in 2012, is one of the key pieces in MTG's commitment to quality and competitiveness in the G.E.T. market. The foundry, which is one of the most modern in Europe, is equipped with the most innovative technological facilities.



Technical Service

MTG's Technical Services Team is responsible for technical trainings, on-site visits, product recommendations, bucket layouts, G.E.T. inspections, welding & rebuilding instructions, G.E.T. performance assessments, productivity and efficiency field comparisons, among other duties.



Digital Solutions

MTG's strong customer-centric vision and its technology and engineering expertise is evolving towards the development of a suite of digital solutions that will make tough digging operations safer and more efficient.




OUR STEELS

Specially designed to resist the highest mechanical stresses in service, MTG steels maximise the hardness-toughness binomial thanks to their low level of impurities and the transformation achieved in our specific heat treatments.

OUR STRENGTHS, YOUR BENEFITS!

To meet our end users needs, MTG has established a holistic approach consisting of various product and service-oriented strengths.

It is not what we say, but what our customers say about us.



**HIGHER
PRODUCTIVITY**



**LONGER MACHINE
AVAILABILITY**



**MAXIMUM
RELIABILITY**



**FASTER & SAFER
DOWNTIMES**

A Tooth for Each Application



We provide a wide range of products, making your machine more efficient as a result. The reason for this is that each tooth is specifically designed for each application, depending on the level of penetration, abrasion and impact required.

The optimal wear material ratio of each of our teeth designs make them last longer, improving your machine's performance and reducing the operating costs.

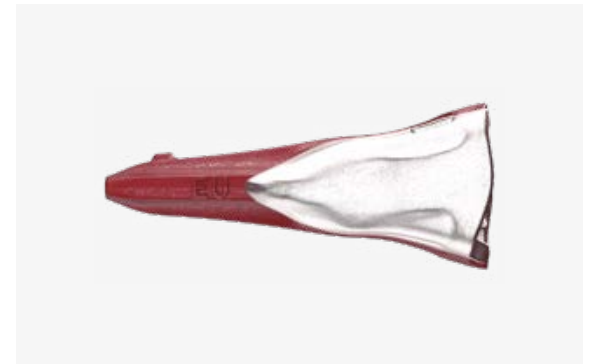


Designs



The self-sharpening designs allow our G.E.T. a high degree of penetration during all their wear life.

Teeth are designed to increase the adapters' protection, minimising the need for repairs.



Specialised Technical Support



Our Technical Support Engineers will assist you to better configure your full bucket protection for minimum blade exposure to impacts and abrasions.



MTG Steels



Our steels are designed to withstand the highest levels of mechanical stress and have proved robustness and resistance, even in the most demanding applications.

The low level of impurities and the structure developed using specific heat treatments, optimise hardness/toughness ratio, avoiding breakages.



Locking System









Our hammerless locking systems provide excellent retention, avoiding tooth loss.

The assembly and disassembly of teeth is quick and safe thanks to our hammerless locking system, which provides the utmost in safety and efficiency while performing our product's routine change-outs.



CONSTRUCTION & QUARRY SOLUTIONS

MTG provides G.E.T. solutions for almost all construction and quarry applications.

PRODUCT CATEGORY	PRODUCT FAMILY	 EXCAVATOR >15T	 LOADER	 DOZER	 EXCAVATOR <15T	 MINI LOADER	 BACKHOE LOADER
MTG SYSTEMS Our most advanced tooth-adapter and shroud systems with intelligent lockings that provide a substantial added value to your construction and quarry operations.	STARMET Our proven hammerless tooth-adapter system ensures increased productivity and maximum reliability for excavator and loader applications on construction sites and in quarries. ➔ p.18	●	●		○	○	○
	PROMET Reliable bucket protection system for construction machinery. ➔ p.20	●	●				
	COMET The most advanced and fully hammerless solution especially designed for small construction machines. ➔ p.22				●	●	●
	RIPMET Optimum penetration and longer service life for your dozer in the most demanding ripping applications. ➔ p.24			●			
MTG PLUS Complementary and direct replacement products made of our high-quality steels.	Side Pin Hammerless & Side Pin Our long lasting, self-sharpening tooth designs compatible with original Caterpillar* and Komatsu* adapters. ➔ p.26	●	●				
	Bolt-on Loader Shrouds ➔ p.26		●				
	Complementary Shrouds Weld-on Lip, Wing and Heel Shrouds. ➔ p.27	●	●				
	DRP Ripper Our robust and long lasting tooth designs compatible with original Caterpillar* and Komatsu* ripper shanks. ➔ p.27			●			

EXCAVATOR >15 T

MACHINE EXAMPLES*

CAT6015 / 6018
PC1250 / PC2000
EX1200 / 1900 / 2600

LOADER


MACHINE EXAMPLES*

CAT992 / 993 / 994
WA800 / 900 / 12000
L-950 / L-1150 / L-1350
L-1850 / L-2350




STARMET + PROMET + PLUS

Your best option if you are looking for a fully hammerless solution for high performance applications with a versatile tooth-adaptor system and easy to assembly shrouds.




STARMET + PLUS

Your choice if you like to combine our versatile hammerless tooth-adaptor system with flexible, weld-on shrouds.



STARMET + PROMET + PLUS

Your fully hammerless option for high performance loader applications with a versatile tooth-adaptor system and easy to assembly shrouds.



STARMET + PLUS

Your choice if you like to combine our versatile hammerless tooth-adaptor system with flexible, bolt-on and weld-on shrouds.



DOZER

MACHINE EXAMPLES*

D8T / D9T
 D10T2 / D11T
 D155AX-8 / D375-8
 D475A-5



EXCAVATORS <15 T


MACHINE EXAMPLES*

Weight 1,5 - 15 t
 BOF: 0 - 100 Kn



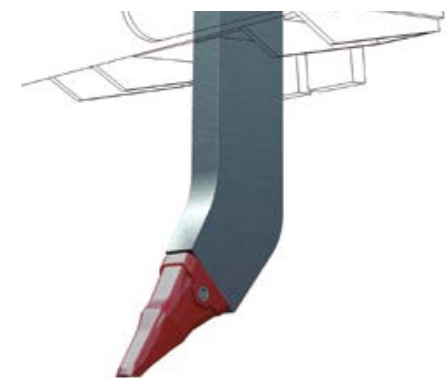
RIPMET

The advanced ripper solution with hammerless locking system for reduced downtimes and more safety.




COMET

The most advanced and fully hammerless solution especially designed for small construction machines.



PLUS

Our alternative ripper solution adapted for standard Caterpillar* and Komatsu* ripper shanks.



STARMET

Your choice for 10 to 15t excavators, based on a versatile tooth system with a lateral and hammerless locking.



MINI LOADERS

MACHINE EXAMPLES*


Weight 1 - 20 t
BOF: 0 - 100 Kn



BACKHOE LOADERS

MACHINE EXAMPLES*

Weight 1,5 - 15 t
BOF: 0 - 100 Kn



COMET

The most advanced and fully hammerless solution especially designed for small construction machines.




STARMET

Your choice for 10 to 20 t mini loaders, based on a versatile tooth system with a lateral and hammerless locking.



COMET

The most advanced and fully hammerless solution especially designed for small construction machines.



STARMET

Your choice for 10 to 15 t backhoe loaders, based on a versatile tooth system with a lateral and hammerless locking.



STARMET TOOTH SYSTEM



Our proven hammerless tooth-adapter system ensures increased productivity and maximum reliability for excavator and loader applications on construction sites and in quarries.

Benefits and Features



SHORT AND SAFE DOWNTIMES

Changeout of our teeth is fast and safe thanks to our **hammerless locking**. It is intuitive and easy to use and offers excellent retention thus preventing tooth loss.



HIGHER PRODUCTIVITY

Our **self-sharpening designs** offer a high level of penetration throughout their wear life, improving your machine's performance.



LONGER OPERATIONAL TIME

Due to the **optimal wear material ratio and wear distribution**, our G.E.T. last longer, reducing your operating costs.



OPTIMAL PERFORMANCE

Thanks to our **wide product range**, we are able to offer you a specific tooth design depending on the level of penetration, abrasion and impact required.

Excavator Tooth Designs

STARMET								
TOOTH DESIGN	COAL (C)	EXTRA (E1)	EXTRA X (EX)	IMPACT (I)	PENETRATION (P)	UNIVERSAL (U)	VECTOR (V)	DOUBLE VECTOR (W)
PENETRATION	●●●	●●●	●●●	●●●	●●●	●●●	●●●	●●●
ABRASION	●○○	●●●	●●●	●○○	●○○	●●●	●○○	●●●
IMPACT	●○○○	●●○○	●●○○	●●●●	●●●○	●●○○	●○○○	●●○○

Loader Tooth Designs

STARMET						
TOOTH DESIGN	ABRASION (A)	ABRASION X (AX)	DELTA (D)	HEAVY (H)	IMPACT (I)	LONG (L)
PENETRATION	●○○	●●○	●●●	●○○	●●●	●●○
ABRASION	●●○	●●○	●●○	●●●	●○○	●●○
IMPACT	●●○○	●○○○	●○○○	●○○○	●●●●	●●●○

Choose Your Adapter Option



CENTRAL (WC / WLD / WRD)



UNIVERSAL (UC)



FLUSH (FC)



STRADDLE (WS)



CORNER (WL / WR)

Wear Caps & Wear Plates for Additional Protection



M / M-A



MS



ML



HD / HD-B



HD-L



PROMET LIP & WING SHROUDS

Bucket protection solutions for tough construction applications with reliable hammerless lockings.

Benefits and Features



MAXIMUM RELIABILITY

Our premium steels made in Europe have proved **robustness and resistance**, even in the most demanding applications.



LONGER OPERATIONAL TIME

Due to the **optimal wear material ratio and wear distribution** of our protectors' designs, they last longer, reducing the operating costs.



SHORT AND SAFE DOWNTIMES

Our innovative and easy-to use **hammerless lockings** enhance the safety and efficiency of your operations, with shorter downtimes.



INCREASED PRODUCTIVITY

The range of **self-sharpening** lip and wing shrouds boosts the bucket efficiency while the **optimal protection** increases its capacity volume.

Lip Shrouds for Excavators & Loaders

PROMET shrouds for plate lips are especially designed for excavator and loader applications and are available in central or left / right delta designs.



U Wing Shroud (≤60 mm)

Reversible wing shroud design with 70% wear material ratio for standard applications and for side wall thicknesses up to 60 mm. The PROMET II locking based on pin and retainer provides maximum reliability and offers quick and safe change-outs.




UX Wing Shroud (60-140 mm)

The extremely robust design with 70% wear material ratio is ideal for heavy-duty construction applications and especially resistant in very abrasive soils. The PROMET II locking based on pin and retainer provides maximum reliability and offers quick and safe change-outs.






COMET TOOTH SYSTEM



The most advanced and fully hammerless solution especially designed for small construction machines.



Watch our 3D Video Animation!
NEW COMET SYSTEM

Benefits and Features



SHORT AND SAFE DOWNTIMES

Thanks to the **fully hammerless locking**, tooth change-outs are quick and safe in only **two easy assembly steps**. It is intuitive and an elastomer retainer with flap retention prevents tooth loss.



HIGHER PRODUCTIVITY

The **self-sharpening tooth designs** offer a high level of penetration throughout their wear life and the **reversible teeth** allow an even longer-lasting digging performance.



LONGER OPERATIONAL TIME





The system has been designed to **optimally protect adapter, locking and welding seams** from wear caused by material flow. This makes it more resistant and increases wear life.



MAXIMUM RELIABILITY

A **30% larger nose contact area** provides more tooth-adapter stability and results in less plastic deformation while also increasing the wear life of the adapter.

Find Your Tooth Design

COMET				
TOOTH DESIGN	 LONG (L)	 UNIVERSAL (U)	 VECTOR (V)	 DOUBLE VECTOR (W)
PENETRATION	●●○	●●○	●●●	●●●
ABRASION	●●○	●●○	●●○	●●○
IMPACT	●●●○	●●○○	●○○○	●○○○

Choose Your Adapter Option



CENTRAL (WC)



UNIVERSAL (UC)



FLUSH (FC)



OUR RIPPER SOLUTION



Optimum penetration and longer service life for your dozer in the most demanding ripping applications.

Benefits and Features



MAXIMUM RELIABILITY

Our steels are designed to withstand the highest level of mechanical stress. The low level of impurities and the specific heat treatment optimize the **hardness / toughness ratio**.



HIGHER PRODUCTIVITY

Our tooth profiles are **designed to keep sharp** throughout their wear life, guaranteeing the highest level of penetration in order to optimize your machine's performance.



LONGER OPERATIONAL TIME







Due to the **optimal wear material distribution**, our ripper boots last longer, reducing downtimes and operating costs.



SHORT AND SAFE DOWNTIMES

Changeout of our teeth and shank protectors is quick and safe thanks to their **hammerless locking system**. It is intuitive and easy to use and offers excellent retention, thus preventing their loss.

Find Your Tooth Design

RIPMET						
TOOTH DESIGN						
	ABRASION (AX)	IMPACT (I)	PENETRATION (P)	PENETRATION (PX)	STANDARD (S)	VECTOR (V)
PENETRATION	●○○	●●○	●●●	●●○	●●○	●●○
ABRASION	●●●	●○○	●●○	●●○	●●○	●●○
IMPACT	●○○○	●●●●	●●○○	●●○○	●○○○	●○○○

Choose Your Adapter Option

With the RIPMET adapter (WA) and the weld-on nose (WN), all sizes of dozer shanks can be equipped with MTG's ripper solutions either for first installment or maintenance purposes.



WA



WN





SIDE PIN HAMMERLESS / SIDE PIN

Our long lasting, self-sharpening tooth designs compatible with original Caterpillar* and Komatsu* adapters.



SIDE PIN HAMMERLESS
CATERPILLAR*



SIDE PIN
CATERPILLAR* & KOMATSU*



BOLT-ON LOADER SHROUDS

The bolt-on half-arrow lip shrouds are an alternative lip protection especially designed for construction loaders. They are available as Standard and Heavy-Duty version and suitable for central or delta left / right lip positions.



BCX



BLDX / BLRX



COMPLEMENTARY SHROUDS



WELD-ON LIP SHROUDS

Suitable for plate lip excavators with versions for central or delta left / right lip positions.



WELD-ON WING SHROUDS

Lateral weld-on protectors as standard or heavy-duty option for plate lip excavators and loaders.



WELD-ON HEEL SHROUDS

Complementary bucket protection for excavators and loaders as standard or heavy-duty version.




DIRECT REPLACEMENT FOR DOZER

Quick and safe replacements through an innovative locking system that provides excellent retention.



CATERPILLAR* RIPPER



KOMATSU* RIPPER



Country:
Spain

Terrain:
Granite

Abrasion level:
High

Impact level:
High

Machine

Brand: **CATERPILLAR***
Model: **CAT385C**
Machine type: **Excavator**
Weight: **90 t**

Bucket Configuration

STARMET: **MA180E**
PROMET (Lip): **4MX190L240-14A**
4MX190R240-14A
PROMET (Wing): **4MY70U550X**



Country:
Germany

Terrain:
Granite, Sand, Grit

Abrasion level:
High

Impact level:
High

Machine

Brand: **KOMATSU***
Model: **PC700**
Machine type: **Excavator**
Weight: **70 t**

Bucket Configuration

STARMET: **MA120EX**
1MA120WC90/M
PROMET (Lip): **4MX90L240-14A**
4MX90R240-14A
PROMET (Wing): **4MY50U600**
PLUS (Heel): **4MB300ULH**





Country:
France

Terrain:
Gneiss Granite

Abrasion level:
High

Impact level:
Medium

Machine

Brand: **CATERPILLAR***
Model: **992K**
Machine type: **Loader**
Weight: **105 t**

Bucket Configuration

STARMET: **MA120A
1MA120WC70/M
4MA120HD-A**
PLUS (Lip): **4MB70BCX-A
4MB70BRDX-A
4MB70BLDX-A**
PROMET (Wing): **4MY50U600**



Country:
Spain

Terrain:
Sand

Abrasion level:
High

Impact level:
Low



Testimonial video

Machine

Brand: **KOBELCO***
Model: **SK85MSR**
Machine type: **Excavator <15 t**
Weight: **9 t**

Bucket Configuration

COMET: **M08U
1M08UC
2M08P**





MTG

No limits innovation



mtgcorp.com



Download
Brochure



Follow Us
on LinkedIn

MTG HEADQUARTERS

📍 Carrer d'Àvila, 45
08005 Barcelona (Spain)
☎ (+34) 93 741 70 00
✉ info@mtg.es

MTG NORTH AMERICA

📍 4740 Consulate Plaza Drive
Houston, TX 77032 (USA)
☎ +1 (281) 872 1500
✉ info@mtgcorp.us

MTG AUSTRALIA

📍 16 – 18 Thorpe Close
Welshpool, WA, 6106 (AUS)
☎ +61 8 6248 6513
✉ info.australia@mtg.es

MTG Quality Certificates

